




# SQUADRA

**DESCRIPTION:** Paver **TEXTURE:** Slate

## PALLET OVERVIEW

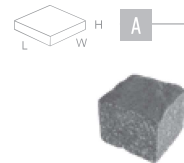


## NOTES


See page 62 to 64 for more technical information.  
See page 30 for more information about applications.

Specifications per pallet	Imperial	Metric
Cubing	<b>73.41 ft<sup>2</sup></b>	6.82 m <sup>2</sup>
Approx. Weight	1 892 lbs	858 kg
Number of rows	9	
Coverage per row	8.16 ft <sup>2</sup>	0.76 m <sup>2</sup>
Linear coverage per row	29.95 lin. ft	9.13 lin. m


Unit dimensions	in	mm	Units/pallet
Height	2 3/8	60	990 units
Width	3 1/4	83	
Length	3 1/4	83	




01 | Linear pattern




02 | Linear pattern



03 | Fish scale pattern



04 | Fish scale pattern



Patterns are for design inspiration only. The installer is responsible to calculate & purchase the correct amount of material.

