






# SPLASH SERIES



MIBSTER



MOON & RIPPLE SIDE TABLE




DASH



MOON




TWISTED HEX




DRIFT



## 16 STANDARD COLORS



**White Granite (WG)**




**Gray Granite (GG)**



**River Rock (RR)**



**Desert Sandstone (DS)**



**White (WH)**



**Medium Gray (MG)**



**Anthracite Gray (AG)**



**Lime Green (LM)**



**Light Blue (LB)**



**Medium Blue (MB)**



**Dark Blue (DB)**



**Surf Blue (SB)**



**Yellow (YE)**



**Orange (OR)**



**Red (RD)**



**Violet (VI)**

---

## ADDITIONAL RESOURCES



### Verifying the 'Active Depth'

Instructions on how to correctly identify the 'active depth' of your pool's sun shelf.



### Surface Temperature & Color Selection

Learn more about how color selection affects surface temperature & stain camouflage.



### Cleaning Guide

Learn more about how to properly clean and care for your in-pool furniture.



### Shayz for Deeper Water

Tips on how to use the Shayz Lounger in a slightly deeper sun shelf.