

Model ZWFR

Freeze Relief Valve (1/4")

☐ Installation ☐ Maintenance Instructions



INSTALLATION INSTRUCTIONS

CAUTION: Installation of Backflow Preventer accessories must be performed by qualified, licensed personnel. The installer should be sure the proper device has been selected for the particular installation. Faulty installation could result in an improperly functioning device.

NOTICE: If the Model ZWFR is installed on a test cock, the test cock must be left in the open position to allow the ZWFR to function properly.

The device is best suited to be installed in the vertical down position, but may also be installed at any orientation up to horizontal. Orientations above horizontal may cause an ice dam during operation and impair valve function.

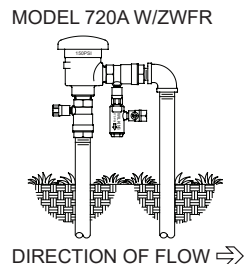
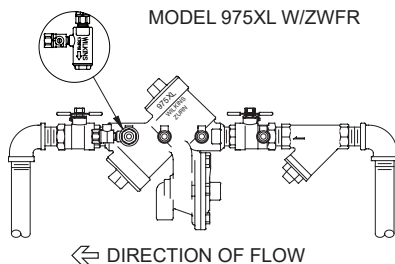
The device is not intended to replace the standard winterization process.

WARNING: Under freezing conditions the Model ZWFR will discharge water from the outlet port. Provisions must be made to insure that discharge will not damage surrounding property or equipment.

ZURN WILKINS Model ZWFR Freeze Relief Valve is for use on the downstream test cock or downstream attached piping of any Backflow Preventer installed above ground where freezing is a concern.

PLACING THE MODEL ZWFR IN SERVICE

1. Before installing a Model ZWFR, flush the backflow preventer test cock thoroughly to remove all debris, chips, and other foreign matter. Close the test cock.
2. Thread the ZWFR into the test cock. Make sure the ZWFR test cock port is oriented for easy access during backflow assembly testing.
3. Install the included 1/8" test cock onto the ZWFR test cock port. Make sure the test cock is closed. The test cock should be oriented for easy operation during backflow assembly testing.
4. Slowly open the backflow preventer test cock to pressurize the ZWFR.
5. When the unit has been pressurized, vent any trapped air by slowly opening the ZWFR test cock. The Model ZWFR Freeze Relief Valve is now in service.



WARRANTY: ZURN WILKINS Valves are guaranteed against defects of material or workmanship when used for the services recommended. If in any recommended service, a defect develops due to material or workmanship, and the device is returned, freight prepaid, to ZURN WILKINS within 12 months from date of purchase, it will be repaired or replaced free of charge. ZURN WILKINS' liability shall be limited to our agreement to repair or replace the valve only.

⚠ **WARNING:** Cancer and Reproductive Harm - www.P65Warnings.ca.gov

⚠ **ADVERTENCIA:** Cáncer y daño reproductivo - www.P65Warnings.ca.gov

⚠ **AVERTISSEMENT:** Cancer et néfastes sur la reproduction - www.P65Warnings.ca.gov

WARNING: This product is NOT Lead Free in accordance with U.S. Federal Law and is illegal in the U.S. for use in potable services or to install in water systems anticipated for human consumption.

ZURN WATER, LLC-WILKINS

1747 Commerce Way, Paso Robles, CA 93446 Phone:855-663-9876 Fax:805-238-5766

ISZWFR (REV. D 8/24)

www.zurn.com

Model ZWFR

Freeze Relief Valve (1/4")

☐ Installation ☐ Maintenance Instructions



INSTALLATION INSTRUCTIONS

CAUTION: Installation of Backflow Preventer accessories must be performed by qualified, licensed personnel. The installer should be sure the proper device has been selected for the particular installation. Faulty installation could result in an improperly functioning device.

NOTICE: If the Model ZWFR is installed on a test cock, the test cock must be left in the open position to allow the ZWFR to function properly.

The device is best suited to be installed in the vertical down position, but may also be installed at any orientation up to horizontal. Orientations above horizontal may cause an ice dam during operation and impair valve function.

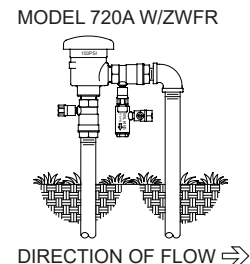
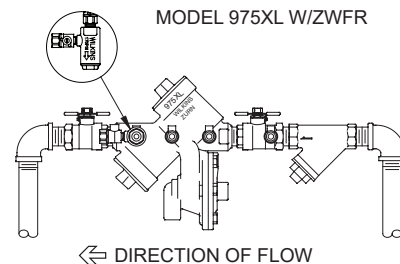
The device is not intended to replace the standard winterization process.

WARNING: Under freezing conditions the Model ZWFR will discharge water from the outlet port. Provisions must be made to insure that discharge will not damage surrounding property or equipment.

ZURN WILKINS Model ZWFR Freeze Relief Valve is for use on the downstream test cock or downstream attached piping of any Backflow Preventer installed above ground where freezing is a concern.

PLACING THE MODEL ZWFR IN SERVICE

1. Before installing a Model ZWFR, flush the backflow preventer test cock thoroughly to remove all debris, chips, and other foreign matter. Close the test cock.
2. Thread the ZWFR into the test cock. Make sure the ZWFR test cock port is oriented for easy access during backflow assembly testing.
3. Install the included 1/8" test cock onto the ZWFR test cock port. Make sure the test cock is closed. The test cock should be oriented for easy operation during backflow assembly testing.
4. Slowly open the backflow preventer test cock to pressurize the ZWFR.
5. When the unit has been pressurized, vent any trapped air by slowly opening the ZWFR test cock. The Model ZWFR Freeze Relief Valve is now in service.



WARRANTY: ZURN WILKINS Valves are guaranteed against defects of material or workmanship when used for the services recommended. If in any recommended service, a defect develops due to material or workmanship, and the device is returned, freight prepaid, to ZURN WILKINS within 12 months from date of purchase, it will be repaired or replaced free of charge. ZURN WILKINS' liability shall be limited to our agreement to repair or replace the valve only.

⚠ **WARNING:** Cancer and Reproductive Harm - www.P65Warnings.ca.gov

⚠ **ADVERTENCIA:** Cáncer y daño reproductivo - www.P65Warnings.ca.gov

⚠ **AVERTISSEMENT:** Cancer et néfastes sur la reproduction - www.P65Warnings.ca.gov

WARNING: This product is NOT Lead Free in accordance with U.S. Federal Law and is illegal in the U.S. for use in potable services or to install in water systems anticipated for human consumption.

ZURN WATER, LLC-WILKINS

1747 Commerce Way, Paso Robles, CA 93446 Phone:855-663-9876 Fax:805-238-5766

ISZWFR (REV. D 8/24)

www.zurn.com