

Waterway... the leader in Quality, Confidence, Innovation and Service.



Oxnard, California

Waterway is proud to design, engineer and produce our quality line of products right here in the USA. But that capability means a lot more than just Made in USA. Waterway provides the unique opportunity to meet any of your custom Pool, Spa and Bath products needs using only premium NSF Approved materials and meeting all Certifications and Standards. All at our 460,000 sq. ft. facility in Oxnard, California since 1973.

***Designed,
Engineered &
Manufactured
in the USA.***



Waterway™



2200 East Sturgis Road, Oxnard CA 93030 • Phone 805.981.0262 • Fax 805.981.9403
waterway@waterwayplastics.com • www.waterwayplastics.com

Waterway

Drains, Grates & Suctions

Listed, Certified and Tested in strict accordance to the requirements of ANSI/ASME A112.19.8-2007 and ANSI/ASME A112.19.8a-2008 and ANSI/APSP-16 (2011) as defined in CPSC letter dated April 8, 2011. Compliant to the latest Consumer Safety Product Commission Requirements (CPSC).



*Designed,
Engineered &
Manufactured
in the USA.*

VGB Compliance



All Waterway Drains, Grates and Suctions are Listed, Certified and Tested in strict accordance to the requirements of ANSI/ASME A112.19.8-2007 and ANSI/ASME A112.19.8a-2008 and ANSI/APSP-16 (2011) as defined in CPSC letter dated April 8, 2011. Compliant to the latest Consumer Safety Product Commission Requirements (CPSC).

WARNING

Read and follow all instructions in the Owner's Manual for the equipment.
Failure to follow instructions can cause injury and/or death.

Color Reference

Last Digit of Part No.	Color/Metal Finish
0	White
1	Black
7	Gray
9-BEI	Beige (Tan)
9-DKG	Dark Gray

Grates and Frames

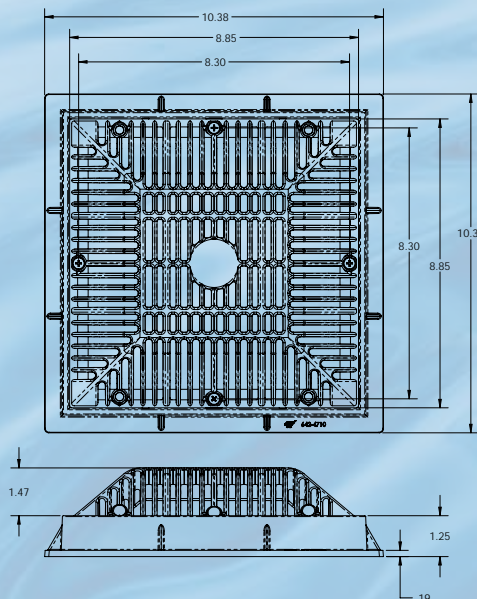


640-4799-BEI V




SPECIFICATIONS:

- Total Open Area: 43.6 sq. in.
- Frame Size: 10.375" x 10.375"
- Floor Flow Rate: 289 GPM @ 2.33 ft/sec
- Wall Flow Rate: 208 GPM @ 1.59 ft/sec
- Flow Rate @ 1.5 ft/sec: 203 GPM



9" x 9" Grate and Frame

Part No.	Description	Case Quantity
640-479x V	9" x 9" Grate & Frame	12

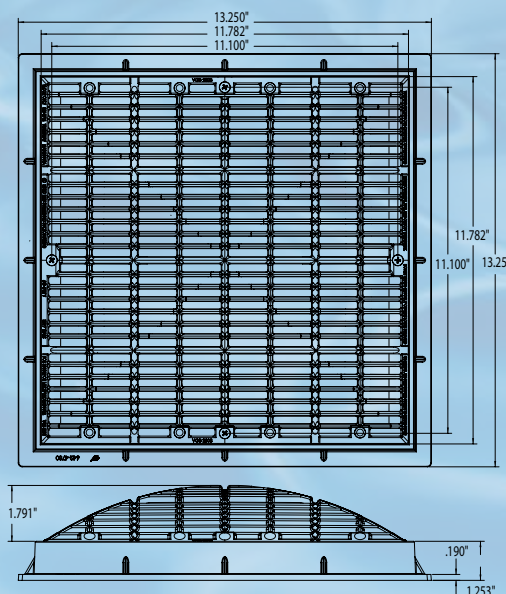


640-4720 V



SPECIFICATIONS:

- Total Open Area: 62.4 sq. in.
- Frame Size: 13.250" x 13.250"
- Floor Flow Rate: 356 GPM @ 1.83 ft/sec
- Wall Flow Rate: 280 GPM @ 1.44 ft/sec
- Flow Rate @ 1.5 ft/sec: 292 GPM




12" x 12" Grate and Frame

Part No.	Description	Case Quantity
640-472x V	12" x 12" Grate & Frame	10

Replace the final x in the part number with the color of your choice. See guide on inside front cover.

Grates and Frames

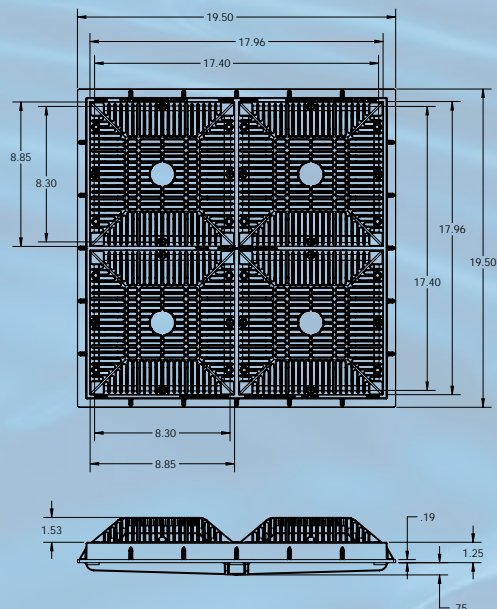


640-4770 V



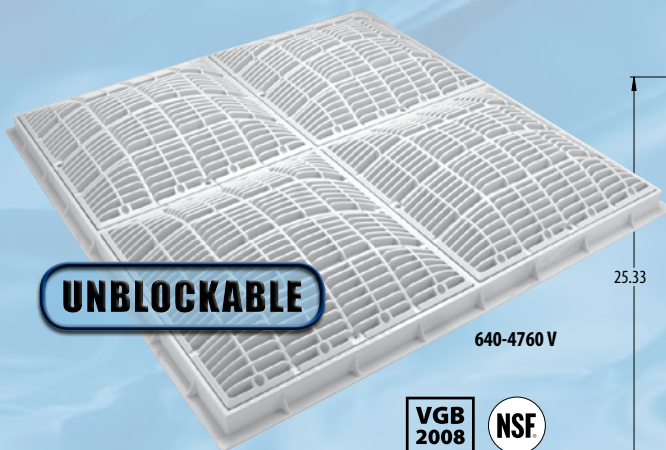
FEATURES:

- Total Open Area: 174.4 sq. in.
- Frame Size: 19.5" x 19.5"
- Floor Flow Rate: 788 GPM @ 1.09 ft/sec
- Wall Flow Rate: N/A
- Flow Rate @ 1.5 ft/sec: 812 GPM



18" x 18" Grate and Frame

Part No.	Description	Case Quantity
640-477x V	18" x 18" Grate & Frame	1



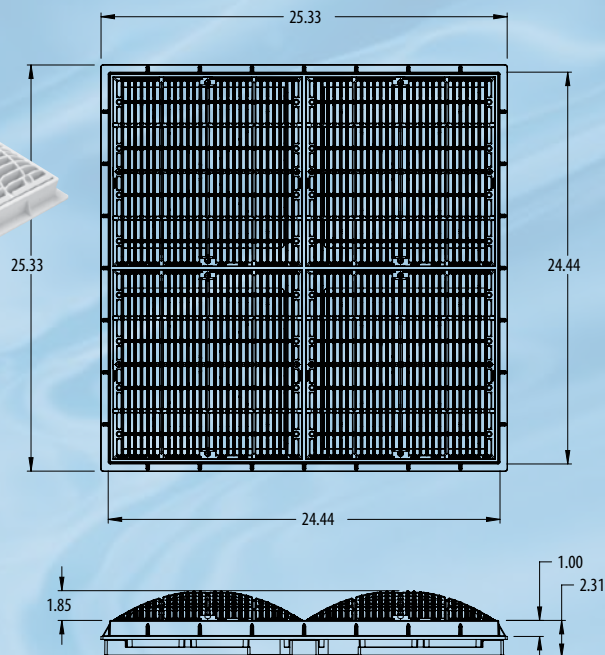
UNBLOCKABLE

640-4760 V



FEATURES:

- Total Open Area: 249.6 sq. in.
- Frame Size: 25.33" x 25.33"
- Floor Flow Rate: 2035 GPM @ 2.62 ft/sec
- Wall Flow Rate: N/A
- Flow Rate @ 1.5 ft/sec: 1168 GPM



24" x 24" Grate and Frame

Part No.	Description	Case Quantity
640-476x V	24" x 24" Grate & Frame	1

Replace the final x in the part number with the color of your choice. See guide on inside front cover.